



**HAL**  
open science

# Language experience in LSF development: Behavioral evidence from a sentence repetition task

Caroline Bogliotti, Hatice Aksen, Frédéric Isel

## ► To cite this version:

Caroline Bogliotti, Hatice Aksen, Frédéric Isel. Language experience in LSF development: Behavioral evidence from a sentence repetition task. PLoS ONE, 2020, 15 (11), pp.e0236729. 10.1371/journal.pone.0236729 . hal-03122589

**HAL Id: hal-03122589**

**<https://hal.parisnanterre.fr/hal-03122589>**

Submitted on 27 Jan 2021

**HAL** is a multi-disciplinary open access archive for the deposit and dissemination of scientific research documents, whether they are published or not. The documents may come from teaching and research institutions in France or abroad, or from public or private research centers.

L'archive ouverte pluridisciplinaire **HAL**, est destinée au dépôt et à la diffusion de documents scientifiques de niveau recherche, publiés ou non, émanant des établissements d'enseignement et de recherche français ou étrangers, des laboratoires publics ou privés.

## RESEARCH ARTICLE

# Language experience in LSF development: Behavioral evidence from a sentence repetition task

Caroline Bogliotti<sup>1\*</sup>, Hatice Aksen<sup>2</sup>, Frédéric Isel<sup>1</sup>

**1** Laboratoire MODYCO CNRS & Paris Nanterre University, Nanterre, France, **2** Laboratoire Structures Formelles du Langage CNRS & Saint Denis University, Paris, France

\* [caroline.bogliotti@parisnanterre.fr](mailto:caroline.bogliotti@parisnanterre.fr)

## OPEN ACCESS

**Citation:** Bogliotti C, Aksen H, Isel F (2020) Language experience in LSF development: Behavioral evidence from a sentence repetition task. PLoS ONE 15(11): e0236729. <https://doi.org/10.1371/journal.pone.0236729>

**Editor:** Bencie Woll, UCL, UNITED KINGDOM

**Received:** February 24, 2020

**Accepted:** July 11, 2020

**Published:** November 17, 2020

**Peer Review History:** PLOS recognizes the benefits of transparency in the peer review process; therefore, we enable the publication of all of the content of peer review and author responses alongside final, published articles. The editorial history of this article is available here: <https://doi.org/10.1371/journal.pone.0236729>

**Copyright:** © 2020 Bogliotti et al. This is an open access article distributed under the terms of the [Creative Commons Attribution License](https://creativecommons.org/licenses/by/4.0/), which permits unrestricted use, distribution, and reproduction in any medium, provided the original author and source are credited.

**Data Availability Statement:** The anonymized data underlying the results presented in the study are available on the Nakala Platform (<https://www.nakala.fr/data/11280/23b72fc9>).

**Funding:** This research was partially supported by the Education, Audiovisual and Culture Executive

## Abstract

In psycholinguistics and clinical linguistics, the Sentence Repetition Task (SRT) is known to be a valuable tool to screen general language abilities in both spoken and signed languages. This task enables users to reliably and quickly assess linguistic abilities at different levels of linguistic analysis such as phonology, morphology, lexicon, and syntax. To evaluate sign language proficiency in deaf children using French Sign Language (LSF), we designed a new SRT comprising 20 LSF sentences. The task was administered to a cohort of 62 children—34 native signers (6;09–12 years) and 28 non-native signers (6;08–12;08 years)—in order to study their general linguistic development as a function of age of sign language acquisition (AOA) and chronological age (CA). Previously, a group of 10 adult native signers was also evaluated with this task. As expected, our results showed a significant effect of AOA, indicating that the native signers repeated more signs and were more accurate than non-native signers. A similar pattern of results was found for CA. Furthermore, native signers made fewer phonological errors (i.e., handshape, movement, and location) than non-native signers. Finally, as shown in previous sign language studies, handshape and movement proved to be the most difficult parameters to master regardless of AOA and CA. Taken together, our findings support the assumption that AOA is a crucial factor in the development of phonological skills regardless of language modality (spoken vs. signed). This study thus constitutes a first step toward a theoretical description of the developmental trajectory in LSF, a hitherto understudied language.

## Introduction

Assessing language abilities in deaf people is a real challenge as their language mastery varies widely depending on factors such as their environment, health and socioeducational level. A direct consequence of this situation is that professionals such as teachers, clinicians, and researchers have to assess language skills almost case by case basis. The challenge is even greater since an assessment must satisfy the needs of each professional who works with Sign Languages (SL), not only measuring the individual's general proficiency in sign language but

Agency – EACEA (543264-LLP- 1-2013-1-ITKA2-KA2MP “SignMET” – Principal Investigator: Pasquale Rinaldi). Sign Language coders were paid by the EVASIGNE Project (Paris Lumière University Funding) (PI: Caroline Bogliotti & Marion Blondel). The funders had no role in study design, data collection and analysis, decision to publish, or preparation of the manuscript. No additional external funding was received for this study.

**Competing interests:** The authors have declared that no competing interests exist.

also providing a specific focus corresponding to the professional’s needs (e.g., phonological development, proficiency level of second language learners of sign language, modeling sign language acquisition).

Since the 1970s, the Sentence Repetition Task (SRT) has frequently been used in spoken language assessment [1,2], and has proven efficient for measuring children’s linguistic abilities in various populations (e.g., native speakers, second-language learners, bilinguals, children, adults with language disorders, socioeconomically disadvantaged individuals). The SRT is also known to be a reliable clinical marker of language impairment [3–10]. Concretely, the task involves repeating a sentence produced by a speaker (experimenter, teacher, etc.). The participant’s repetition (or recall) should be as similar as possible to the sentence produced by the speaker. Once the sentence has been recalled, error types can be analyzed, thereby providing information about the level of language analysis that may be disturbed. These errors are divided into phonological errors, omissions, substitutions, and deletions. As in spoken languages, errors in an SRT conducted in a sign language also constitute a reliable indicator of normal and delayed acquisition at linguistic levels of analysis (phonology, morphology, syntax, lexicon). Therefore, the SRT is viewed as a valuable screening tool for language disabilities. Moreover, it has several advantages: it is quick and easy to administer; it tests explicit, precisely specified linguistic structures; and it is not too time-consuming for professionals who have to assess and score in addition to teaching or providing therapy.

Although the SRT has proven to be a good tool for detecting delays or disorders in language development, no SRT study had previously been done on French Sign Language (LSF) development in deaf children. To fill this gap, we designed a behavioral experiment in LSF using this task with deaf children. Our goal was to study language development in LSF at different levels of analysis (phonological and morphosyntactic development, lexical knowledge) as a function of age of SL acquisition (AOA) and chronological age (CA) using an SRT. This study constitutes an innovative contribution to the sign language literature as it is the first attempt to investigate language development in LSF with a large cohort ( $N = 62$ ) of deaf children. In addition to this developmental issue, our study introduces a new task to assess linguistic knowledge in children in an understudied language, namely LSF, the language used by deaf people in France. As in all sign languages that adapt to the specific visuo-gestural modality, LSF signers simultaneously use manual and non-manual articulators (hands, arms, chest, face, gaze) to produce sublexical and lexical signed units, and locate these signs in the signing space to set up the spatial grammar, that is, organize the syntactic relations between signs. The linguistic analysis of LSF is relatively young, and few grammars have been published (for a review paper, see [11]).

## The SRT in sign languages

To date, only a few studies have been carried out on sentence repetition ability in sign languages with deaf people [10,12–14]. Most such studies aimed to distinguish deaf adults who had and had not acquired sign language as a native language and showed that the SRT constitutes a valuable tool to highlight error rates that vary according to signer group [13,15]. These inter-group distinctions are important because they show how the lack of early exposure to sign language can influence language development and the mastery of complex structures. Moreover, because the SRT involves both receptive and expressive skills, it is also known to be a good proxy for general linguistic abilities.

Mayberry and Fischer [16] ran the first SRT study with American Sign Language (ASL) adult signers, whose AOA varied. The authors observed that AOA had a strong impact on repetition skills, with the native signers recalling more sentences more accurately than the less

sign-exposed deaf adults. In addition, the types of errors differed according to AOA: while native signers produced more semantic errors, non-native signers produced more phonological errors, as they paid more attention to the surface structure (phonological shape) of the stimuli. Despite long experience (around 15 years) with sign language, non-native signers underperformed in recall accuracy and exhibited less accurate lexical and phonological skills, indicating the great importance of native exposure. Hauser et al. [15] used an SRT with an ASL sample to provide a test of ASL proficiency that would allow researchers to collect a full range of data from the heterogeneous community of deaf signers. The task comprised 40 ASL sentences varying in length and morphosyntactic complexity. Sentences were repeated by adolescents (12.5 to 14.1 years) and adults who were ASL natives or non-natives. The authors observed a strong effect of developmental age and of ASL AOA on general SRT scores. After this pilot study, they chose the 20 items that were most sensitive to native proficiency to build the final SRT version. This final task was used in Supalla et al.'s [14] study. Once again, AOA and length of exposure were found to influence repetition performance. The most striking results concerned the types of errors and the strategies used when repeating. While fluent signers tended to preserve the semantics of the sentence, less fluent signers tended instead to repeat the surface structure. Cormier et al. [13] adapted the ASL-SRT to British Sign Language (BSL) and administered it to a group of 20 adults composed of 10 native signers, 5 early learners, and 5 non-native learners of BSL. The authors observed that the earlier the AOA, the more accurate the repetition skills. Marshall et al. [10] used the same task to assess repetition abilities in deaf children with Specific Language Impairment (SLI) in comparison to deaf controls who were non-native learners of BSL. They found that deaf children with SLI presented poorer repetition skills, were less accurate in sentence repetition (modifying the meaning or the order of signs), frequently omitted spatial morphology markers, and rarely used facial expressions. An interesting point was the pattern of errors, which was very similar to that observed with hearing children with SLI.

Recently, Rinaldi et al. [12] reported the results of an SRT with native and non-native deaf children and adults, who had all received intensive exposure to Italian Sign Language. They observed effects of both chronological development and AOA on repetition skills, and emphasized the difficulty the children had in acquiring and mastering the non-manual components.

### Does the SRT assess only language skills?

There is a lively debate concerning what abilities are needed to recall a sentence and what kind of capacities a repetition task assesses, and in particular whether memory or language processes are most involved in an SRT. Several researchers contend that memory skills underlie language skills and have demonstrated the role of working memory in language skills, in both neurotypical people and populations with disabilities [6,17–20]. Acheson and MacDonald [21,22] argued that linguistic knowledge and memory are intertwined, and that working memory cannot be separated from language comprehension and production. Along the same lines, Vargo and Black [23] ran an SRT with aphasic adults whose recall skills were well preserved. Their results showed that memory ability is involved but only slightly. The same results were obtained with children with SLI [24]. Devescovi and Caselli [25] investigated the relation between the SRT and working memory in preschool children and reported contradictory results; they argued that, even if the SRT partly relies on memory, strong linguistic abilities are necessary to recall sentences.

Several arguments have been proposed to show that SRT ability depends as much on language as on memory. The first concerns the evidence that all language levels are involved in the repetition process [26,27]. As soon as a speaker hears/sees the sentence to be repeated, he/

she builds a conceptual representation. This conceptual representation relies on several memory and linguistic processes to recall the sentence: sensorimotor processes (speech-sign perception and speech-sign production), phonological representations, lexical knowledge and grammatical encoding. Another argument in favor of the strong involvement of language skills concerns the complexity of the structures assessed: if the sentence reaches a certain length or structural complexity threshold, mere imitation is not sufficient, and robust linguistic representations are crucial [28]. In addition, some researchers have pointed out, repetition ability also depends on the speaker or signer's familiarity with the assessed language. Repetition of a two-sign sentence is easy for young signer children, non-fluent signers, and even non-signers, because repetition can be based on mimicking gestural components and not just on linguistic components. But repeating a syntactically complex sentence in sign language requires robust linguistic representations and good phonological and working memory abilities [2,10,21].

Natalicio [29] raised other critical issues regarding the naturalness of the repetition task. This task is often criticized for not being able to assess true language skills since repetition is ecologically irrelevant. By merely repeating a sentence, speakers do not experience a spontaneous interaction. To rehabilitate this task, Natalicio pointed out that most language-testing situations in a laboratory are not ecological, due to the presence of the experimenter, the recording equipment, the place of testing, the response and time constraints, and all the other variables that are absent in spontaneous interactions. Whatever the task, testing is not a natural event, but the linguistic behaviors identified by assessment still allow researchers to highlight a real language competence.

Another interesting point that we take into account here concerns the use of the gestural modality and the impact in terms of sensorimotor processing: cognitive abilities are very dependent on the gestural modality. Boutla et al. [30] showed that deaf adult signers have a shorter phonological memory span than hearing adults. This could be the consequence of the inherent processing abilities of SL: because they use a visual system, signers are likely more efficient at retaining spatial information than temporal information. However, it is temporality that is most frequently measured in phonological short-term memory trials, even when the assessed language is an SL. We can extend this observation to linguistic skills and we must be extremely careful not to confuse SL characteristics that may influence deaf signers' abilities with those abilities themselves. However, it should be noted that, as soon as linguistic structures or world knowledge become available, equivalent memory skills are expected irrespective of the language modality.

## Native sign language acquisition

In the current state of knowledge, it is assumed that typical sign language acquisition and development follow a similar trajectory to those of a spoken language [31–34]. When a child benefits from full exposure to an SL from birth, this is referred to as native acquisition. Several psycholinguistic studies have reported that signing children of deaf parents (i.e., native signers) show a linguistic development course similar to that of hearing children of hearing parents. For example, a lexical burst is observed around 16 to 20 months of age in SL development [35]. SL development starts at around 6 to 9 months with manual babbling, and production of the first signs is characterized by sign simplifications, substitutions, and reduplications depending on the children's motor limitations and the phonotactic constraints of their SL [36–38]. Like their speech-exposed counterparts, native signers produce their first signs around 10 to 12 months and also seem to organize their lexicon around semantic categories [35,39–41].

Regarding the acquisition of syntax, it is difficult to compare speech- and sign-exposed children because the SL-specific spatial syntax is typologically distinct from spoken languages. Mastery of spatial components in SL syntax that have no vocal counterparts makes it difficult

to compare acquisition in the two modalities [42,43]. Furthermore, some linguistic specificities related to the visuo-gestural modality have been reported in SL development, such as strong eye contact in infancy, manual babbling, absence of simultaneous production of gestures and signs (i.e., language with gesture), and a higher rate of production of predicates.

While the native acquisition of different SL is relatively well understood thanks to a rich empirical literature that is widely disseminated in the SL scientific community, to our knowledge, no study has been done on the developmental stages of LSF acquisition. Some research has been carried out on the acquisition of specific abilities such as pointing functions in an LSF signer deaf child [44], referential processes in children's narrations [45], LSF-French child bilingualism [46], gesture-sign development in a longitudinal study of four children [47], and morphosyntactic skills in children [37].

### Consequences of non-native sign language acquisition for language abilities

Native exposure to SL is far from the most common situation: 95% of deaf children are born to hearing parents who are not able to speak an SL with their child at birth and in the early years [48, for US statistics: 49], while others are born to deaf parents whose knowledge of sign language is incomplete or deficient [50–53]. This late exposure to sign language has consequences that are far from trivial, as language development is known to differ in native and non-native signers. While native signers, either deaf or hearing, with deaf parents grow up and acquire language in an efficient sign language environment, non-native signers usually encounter the gestural modality or sign language at school. Consequently, the linguistic environment has strong impacts on language acquisition and the linguistic skills observed in adulthood. As Cormier et al. [54] claimed, acquisition of a first language from birth will ensure native proficiency, whereas delayed first language acquisition prevents children from achieving complete acquisition. Therefore, most deaf children who learn SL experience language deprivation, the consequence of which is atypical language development.

We know now that lack of exposure to SL from birth may cause significant cognitive and linguistic delays [51,55–57]. Some studies have shown that deaf children exposed to SL late in childhood present unusual phonological development. For example, the first handshapes can be of different levels of complexity, and the production of these handshapes may depend on gestures that non-native learners produced before they were exposed to sign language [56,58]. In this study, it is specifically the impact of AOA on language development that we aim to examine. The same observation as for phonological development has been reported for the development of morphosyntactic structures [56,59,60]. In BSL sentences, Cormier et al. [54] used a grammaticality judgment task and found greater inaccuracy in non-native learners than in native ones; inaccuracy increased as a function of the age of the first exposure to BSL. Poor syntactic ability in sign language production was also reported by Ferjan-Ramirez et al. [51] in deaf teenagers with extremely late language acquisition (around 14 years), who therefore presented atypical sign language development, as indicated by a syntactic deficiency despite a large lexicon. The authors also noted that these teenagers learned signed vocabulary very quickly compared with younger native signers despite the same length of exposure. In contrast, their morphosyntactic skills were poor, with a childlike Mean Length of Utterance (MLU), around 2.08 signs for the most productive teenage signer aged 15;08 years [55]. This MLU is similar to that of a young child aged from 1;08 to 2;0 years [37].

In sum, most researchers report that early exposure to sign language provides benefits, even for second language (L2) literacy [60,61]. Early/native exposure should be distinguished from SL experience: even with 15 to 20 years of practice, non-native adults cannot behave like adults who are native signers [6,53].



## Assessing sign language and the development of signed abilities: A long road to success

It is necessary to provide benchmarks for the developmental trajectory of SL ability. To succeed in this, we must be able to assess the developmental trajectory. Unfortunately, as mentioned above, there is a lack of assessment tools for sign language development, and in particular for LSF. While several tests have been created to assess different linguistic levels and populations, it is not yet possible to perfectly describe the linguistic development of signing deaf people in its all aspects ([62] and <http://www.signlang-assessment.info>). Several attempts have been made to create tests in LSF but none of them are systematically used because of their lack of reliability. For example, the TELSF (Test for French Sign Language [63,64]) is considered to be too long to run and extremely difficult to score; furthermore, no successful adaptation of the LSF Receptive Skills Test has been developed [65]. Consequently, there is no commonly accepted test to measure LSF performance and proficiency. These tests did, however, enable us to highlight the constraints and difficulties encountered when adapting a language test [66]. Creating a tool that measures sign language skills is not an easy task. First, gestural languages require some technical adaptations to their physical and structural properties, and it is crucial to consider technical issues such as the presentation of visual stimuli or the recording of participant responses. In addition, to build an SRT, sign language linguists need to collaborate with deaf native signers to select suitable linguistic items and record them. We must also ensure that the assessment tool is easy to administer and score for all the professionals who will use it (i.e., speech therapists, researchers, teachers and specialist teachers, sign language teachers) and in all test situations (i.e., school, speech therapy, L2 sign language courses). Finally, we need to provide a reliable test that can rank a child on a clear, accurate language developmental scale [40].

### This study

This study examined language development at different levels of analysis (phonology, morphology, lexicon, syntax) in deaf children using French sign language, taking into account the AOA and CA, two determining factors in spoken language development. To assess sign language abilities in LSF-using children, we designed a first LSF Sentence Repetition Task, composed of 20 sentences. The SRT is known to assess linguistic abilities reliably and quickly. We administered our SRT to a cohort of 62 children comprising 34 native signers (6;09–12 years) and 28 non-native signers (6;08–12;08 years).

In this experimental study, in order to maintain some variety in our sentences, as in natural production, the children's ability to repeat signed sentences was assessed with 20 LSF sentences varying in linguistic complexity (i.e., length [2 to 6 signs], type of morphosyntactic units [e.g., absence/presence of classifiers, mouth gestures]). In accordance with previous sign language studies on AOA and SRT, non-native signers were expected to achieve a lower performance level than native signers on our SRT, and to make more lexical-semantic and phonological errors. In addition, older children were expected to perform better than younger ones. Finally, we expected that, at the same age, native signers would outperform non-native signers.

## Materials and method

### Participants

Sixty-two deaf children (38 girls) aged from 6;01 to 12;09 years old (mean age = 8;08 years, SD = 1;06 years) participated in the study. They had varied experience in LSF and different AOA, length of exposure to LSF, and quantity and quality of LSF input. (Table 1 shows the

Table 1. Sociodemographic data on deaf children: 34 native signers and 28 non-native signers assessed with the SRT.

CA	AOA	Type of Hearing Aid	Length of exposure to LSF and / or French	Hearing Status of parents	Home Linguistic Environment
06;02	native	-	LSF family & LSF school	deaf—deaf	LSF
06;04	native	-	LSF family & LSF school	deaf—deaf	LSF
06;05	native	hearing device	LSF family & LSF school	deaf—hearing	LSF—Vocal French
06;09	native	-	LSF family & LSF school	deaf—deaf	LSF
07;00	native	-	LSF family & LSF school	deaf—deaf	LSF
07;01	native	-	LSF family & LSF school	deaf—deaf	LSF
07;04	native	-	LSF family & LSF school	deaf—deaf	LSF
07;04	native	-	LSF family & LSF school	deaf—deaf	LSF
07;05	native	-	LSF family & LSF school	deaf—deaf	LSF
07;06	native	-	LSF family & LSF school	deaf—deaf	LSF
07;07	native	-	LSF family & LSF school	deaf—deaf	LSF
07;10	native	CI	LSF—French family & LSF school	deaf—deaf	LSF
08;01	native	-	LSF family & LSF school	deaf—deaf	LSF
08;03	native	-	LSF family & LSF school	deaf—deaf	LSF
08;03	native	-	LSF family & LSF school	deaf—deaf	LSF
08;08	native	-	LSF family & LSF school	deaf—deaf	LSF
08;08	native	-	SL family & LSF school	deaf—deaf	Romanian SL *
08;10	native	-	LSF family & LSF school	deaf—deaf	LSF
08;11	native	-	LSF family & LSF school	deaf—deaf	LSF
09;00	native	-	LSF family & LSF school	deaf—deaf	LSF
09;01	native	-	LSF family & LSF school	deaf—deaf	LSF
09;05	native	-	LSF—GSL family & LSF school	deaf—deaf	Greek SL—LSF *
09;10	native	-	LSF family & LSF school	deaf—deaf	LSF
10;00	native	-	LSF family & LSF school	deaf—deaf	LSF
10;02	native	-	LSF family & LSF school	deaf—deaf	LSF
10;03	native	-	LSF family & LSF school	deaf—deaf	LSF
10;03	native	-	LSF family & LSF school	deaf—deaf	LSF
10;04	native	-	LSF family & LSF school	deaf—deaf	LSF
10;06	native	-	LSF family & LSF school	deaf—deaf	LSF
10;07	native	-	LSF family & LSF school	deaf—deaf	LSF
10;07	native	-	LSF family & LSF school	deaf—deaf	LSF
10;07	native	-	LSF family & LSF school	deaf—deaf	LSF
11;02	native	-	LSF family & LSF school	deaf—deaf	LSF
12;00	native	-	LSF family & LSF school	deaf—deaf	LSF
06;01	late	CI	kindergarten	hearing—hearing	French
06;06	late	CI	LSF non-dominant language	hearing—hearing	French
06;09	late	CI	LSF non-dominant language	hearing—hearing	French
06;09	late	CI	AOA 03;01—experience 03;08	hearing—hearing	French
06;10	late	-	LSF non-dominant language	hearing—hearing	French
07;00	late	hearing device	AOA 03;04—experience 03;08	hearing—hearing	French
07;01	late	CI	LSF dominant language	hearing—hearing	French
07;02	late	hearing device	<i>not known</i>	hearing—hearing	French & Berber
07;03	late	CI	<i>not known</i>	hearing—hearing	French
07;05	late	CI	LSF non-dominant language	hearing—hearing	French
08;00	late	2 CI	AOA 04;06—experience 03;06	hearing—hearing	French
08;00	late	-	kindergarten	hearing—hearing	French
08;04	late	hearing device	<i>not known</i>	hearing—hearing	French

(Continued)



Table 1. (Continued)

CA	AOA	Type of Hearing Aid	Length of exposure to LSF and / or French	Hearing Status of parents	Home Linguistic Environment
08;11	late	CI	<i>not known</i>	hearing—hearing	French
09;01	late	CI	<i>not known</i>	hearing—hearing	French
09;07	late	CI	<i>not known</i>	hearing—hearing	French
09;08	late	-	<i>not known</i>	hearing—hearing	French
09;10	late	hearing device	LSF non-dominant language	hearing—hearing	French
09;11	late	CI	<i>not known</i>	hearing—hearing	French
09;11	late	post linguistic deaf	elementary school	hearing—hearing	French & Swiss German
10;01	late	bi-CI	LSF non-dominant language	hearing—hearing	French
10;05	late	CI	<i>not known</i>	hearing—hearing	French
10;08	late	-	kindergarden	hearing—hearing	French
10;08	late	CI	elementary school	hearing—hearing	Kurdish & French L2
10;09	late	-	<i>not known</i>	hearing—hearing	French
11;00	late	-	LSF non-dominant language	hearing—hearing	French
11;01	late	CI	<i>not known</i>	hearing—hearing	French
12;09	late	CI	<i>not known</i>	hearing—hearing	French

The children's parents were asked to specify their hearing status (deaf or hearing), which language(s) they spoke or signed daily with their child, and what kind of exposure their child had to LSF and spoken French. This information allowed us to set up AOA groups.

\* These children have LSF as the dominant language, as they have been educated in LSF-French bilingual school since the age of 3 years. In addition, deaf teachers assured us that these children are highly proficient in LSF. CA: chronological age; AOA: age of acquisition; CI: cochlear implant; LSF: French Sign Language.

<https://doi.org/10.1371/journal.pone.0236729.t001>

biographical characteristics of the participants.) Thirty-four children were native signers (mean age = 8;75 years, SD = 1;06 years) who grew up in deaf families and had strong exposure to LSF from birth, while 28 children grew up in hearing families and were therefore considered non-native signers (mean age = 8;84 years, SD = 1;8 years). We conducted a *t*-test that failed to show a significant difference between the groups for CA ( $t(60) = 0.16, p > .05$ ). Native and non-native signers received a bilingual education (written French and LSF), learned LSF at school, and used LSF as their preferred language. Note that all native children attended the same school, which ensured consistency with respect to the language environment/experience for all of them. According to the parental questionnaires and teacher reports, none of the children had other cognitive and/or social impairments. All children were given information about the goal of the study and informed that they could cease to participate in the experiment at any time if they wished. Before the experiment, their parents signed a consent form and were also informed about the purpose of the study and the exact nature of the experimental task. Before we ran the experiment with deaf children, 10 deaf adults who were all native signers of LSF were tested to ensure the validity of our SRT. The adults aged from 25 to 45 (mean age = 29;9 years; 3 males and 7 females) and grew up in different areas of France, ensuring real LSF expertise. Moreover, participants were matched for socioeconomic status. Before taking part in the study, the participants were individually informed about the experimental protocol and the data storage and anonymization procedure. They then gave their written consent. The data collected were anonymized by applying the European Data FAIR principle [67] in collaboration with HumaNum for the management of the experimental data. The study was approved by the local ethics committee of the Department of Psychology at Paris Nanterre University (SignMET. Project Number 543264-LLP-1-2013-1-IT-KA2-KA2MP) and was performed in accordance with the Declaration of Helsinki. The individuals appearing in the

pictures in this article gave written informed consent (as outlined in the PLOS consent form) to publish these case details.

### Sentence repetition task in LSF: Stimuli

The SRT in LSF consisted of 20 sentences, which were selected from a pilot study in which two deaf adults assessed the initial pool of 35 LSF sentences based on their naturalness. Four criteria were taken into consideration in satisfying naturalness: (1) grammaticality, (2) plausibility, (3) age-matched semantic content, and (4) saliency of signs for display on screen. To create our 35 LSF sentences, we initially relied on Rinaldi et al.'s [12] corpus. We adapted the Italian version of the SRT thanks to deaf native signers in order to create a culturally and linguistically well-designed pool of LSF sentences. The sentences varied in length and syntactic complexity. (Fig 1 and S1–S4 Videos shows some examples; the complete materials are presented in S1 Table). Given that length is not the sole marker of structural complexity in sign language (as in spoken language), several short sentences included complex morphosyntactic structures such as (1) classifiers (a category of signs with a non-specific meaning, expressed by a particular handshape that specifies—classifies—a referent with a particular property, such as two-legged, vehicles, etc. [68]), (2) dual predications, and (3) use of the non-dominant hand to maintain reference in the signing space. Note that long sentences may contain only simple morphosyntactic structures.

The lexical items chosen were those that any deaf child was likely to be familiar with. The sign rate was designed to be adapted to children's perception and recognition, and facial expressions were present but not strongly emphasized. All the sentences were checked in our team composed of deaf speakers and deaf and hearing linguists. One LSF speaker signed the instructions that were given prior to the experiment as well as the 20 sentences constituting the SRT. Post-experiment interviews revealed that the task was not considered too easy or too difficult.

### Procedure

The children were tested by deaf native signers or fluent hearing signers. Before starting the SRT, the experimenter engaged in a short interview with the children in order to make them feel comfortable for the following task. Testing was carried out in the school library. The SRT lasted only 10 minutes. The instructions were previously recorded and were presented on a laptop. The experimenter verified that the children had understood the task correctly, and if not, repeated the instructions a second time. The children were told to repeat verbatim each sentence of the LSF-SRT presented on the laptop. The children's repetitions were video-recorded. Children were instructed to repeat in front of the camera to ensure that their repetition was properly recorded. They could ask to see the sentence a second time if necessary and make self-corrections.

### Scoring

Fluent signers annotated all the data twice. All annotations were done in an Excel spreadsheet (Table 2). Because the task consisted in repeating exactly the same sentence as the one produced by the LSF speaker, we coded the presence or absence of linguistic variation between the model and the child's repetition.

The steps in our analysis were as follows: (1) Was a sign repeated or not? (2) If it was repeated, then was it different from the model? (3) If it was different from the model, then what kind of lexical variation was observed: (a) substitution\_regionalism; (b) substitution\_other sign; (c) variant of the target sign? (4) If the repeated sign was a variant of the target sign

Item	Sign Span	Syntactic Complexity	Sentence content and inflections GLOSS & <i>approximate translation</i>
3	3	Easy	FRIENDS – MEET – KISS <i>Friends meet and kiss each other</i>
7	4	Intermediate easy	BONE - SMALL (SASS) - DOG – DISAPPOINTED <i>The dog is disappointed because its bone is small</i>
14	5	Intermediate difficult	CHILDREN - HAT - CL: hat on the head – CL: put the hat on the child's head – CL: match the hat to the child's head <i>I take the hat that I have on my head, I put it on the child's head and I fit it to child's head.</i>
16	5	Complex	BOX – CANDY + CL: box – EAT + CL: box – ANY CANDY LEFT + CL: box - DISAPPOINTED + CL: box + CL: any candy left <i>I ate all the candies that were in the box and there's nothing left, so I am disappointed</i>



**Fig 1. Sentences with four levels of complexity.** Sentences of each level of syntactic complexity were presented in the Supporting Information (S1 Video: easy sentence; S2 Video: intermediate easy sentence; S3 Video: intermediate difficult sentence; S4 Video: complex sentence). All the sentences presented in the SRT are listed in the (S1 Table).

<https://doi.org/10.1371/journal.pone.0236729.g001>

(called “phonological errors”), then what kind of manual parameter—that is, the phonological unit in LSF: handshake, movement, location, or orientation—was incorrectly reproduced?

As Table 2 shows, after viewing each sentence, the annotators reported for each sign in the sentence whether it was produced or not (YES or NO). If the sign was produced, coders reported whether the repetition of the sign was similar to or different from the model’s (YES, the sign is different, or NO, the sign is similar). If the sign produced was different, the coders

Table 2. Scoring grid for all signs.

GLOSS	Is the sign REPEATED?	If the sign is repeated, is it DIFFERENT from the model?	If the sign is DIFFERENT, which level is the difference located at?		
			Linguistic criteria	Difference	
CHILD (UL)	YES or NO	YES or NO	<b>Repeated sign</b>	Substitution _ regionalism*	
				Substitution _ another sign	
				Variant of the target sign	
			<b>UL—Manual Parameters</b>	Handshape	
				Movement	
				Orientation	
				Location	
			<b>CL Dominant Hand</b>	CL-DH size	
				Handshape	
				Movement	
				Orientation	
				CL-DH not held (reference not maintained)	
				Inflection	
				Wrong CL-DH location and structure maintained	
				Wrong CL-DH location and structure not maintained	
			<b>CL Non-Dominant Hand</b>	CL-NDH size	
				Handshape	
				Movement	
				Orientation	
				CL-NDH not held (reference not maintained)	
				Inflection	
				Wrong CL-NDH location and structure maintained	
				Wrong CL-NDH location and structure not maintained	
			<b>Laterality</b>	Dominant Hand—Non-Dominant Hand relation	
			<b>Facial Expression</b>	Lexical-semantic	
				Grammatical + CL	
			<b>Eye gaze</b>	Eye gaze	
<b>Mouth actions</b>	Mouthing				
	Mouth gestures				
<b>Chest</b>	Lexical-semantic				
	Grammatical				

CL: classifier; DH: dominant hand; NDH: non-dominant hand.

\* Regionalisms represented a marginal proportion of repetitions. Non-manual parameters (laterality, facial expression, eye gaze, mouth actions and chest) have been coded but have not been taken in account for this paper. See S2 Fig to take notice of the target sign CHILD.

<https://doi.org/10.1371/journal.pone.0236729.t002>

reported the linguistic level at which the sign varied. We decided to code each formal parameter that composed a sign. For this purpose, we separated manual parameters (lexical signs, classifiers produced with the dominant hand or non-dominant hand) from non-manual ones (facial expression, eye gaze, mouth actions, and chest posture).

Once the formal analyses were completed, we analyzed the repetition, taking into consideration two linguistic levels of analysis: phonological and lexico-semantic. First of all, we noted that the children clearly had difficulties repeating the non-manual parameters. We therefore decided to ignore non-manual variations as several factors in the experimental situation and the video-recording may have affected repetition performance: the children had to look at the experimenter whereas the sentence structure required them to direct the eye gaze to the hand, they were too young to spot fine actions such as mouthing, they were too young to master space perfectly, etc. At the end of scoring, for each child, our matrix displayed four columns, including (1) the number of signs produced, (2) the number of lexical errors among the produced signs, (3) the number of phonological errors, and (4) the types of phonological errors. Because sign language annotation is time-consuming, we employed two coders to score the children's repetition abilities. All the repetition material (62 recordings in all) was coded by two independent coders. Both coders were fluent in sign language and received the same annotation instructions with specific rules predetermined by the authors. The intercoder comparisons did not show reliable differences for any comparisons (Student *t*-test  $p > .05$ ).

## Results

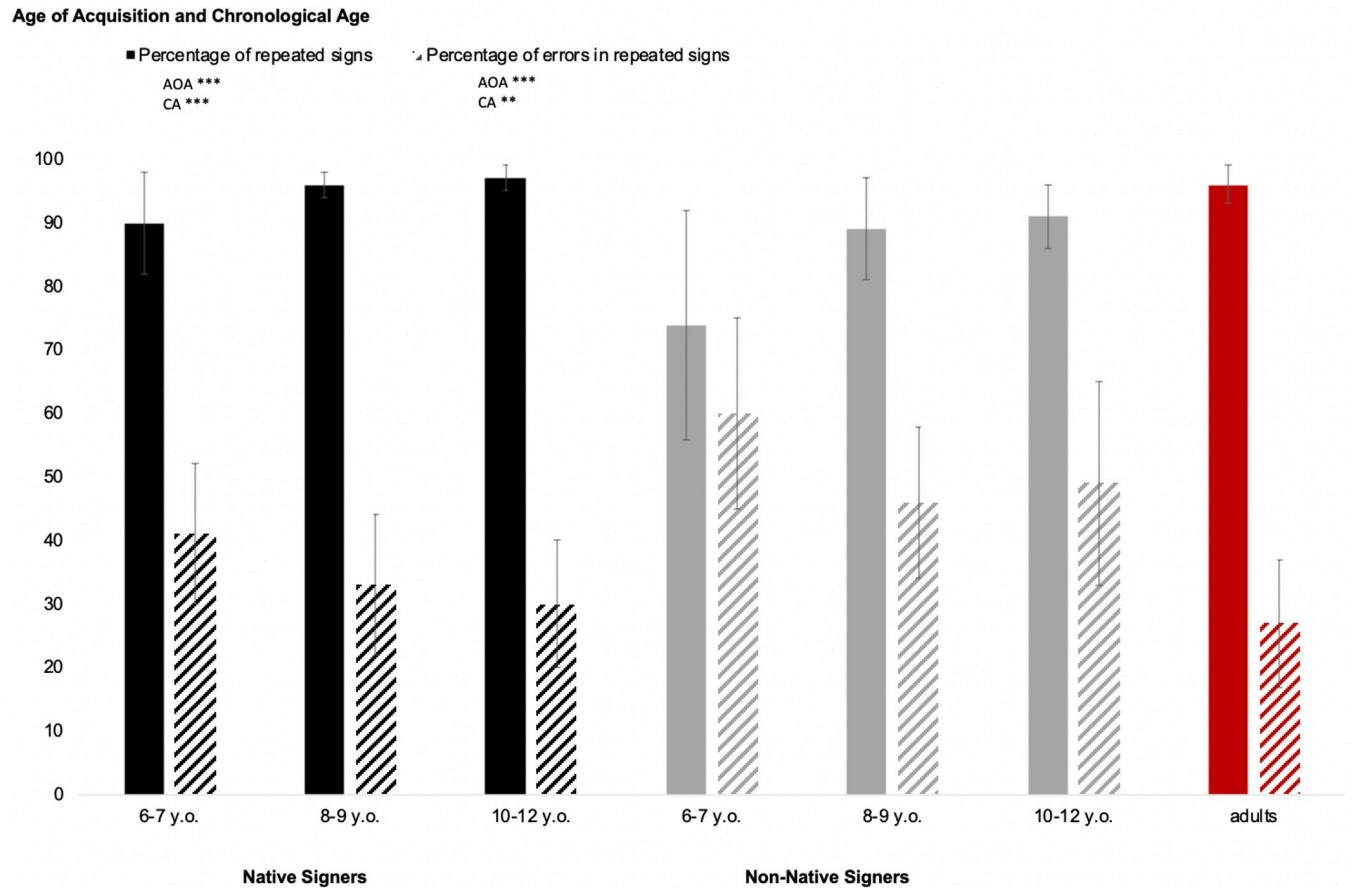
### Sign and sentence repetition

Two analyses of variance (ANOVAs) were run with AOA and CA as between-subject factors on the percentages of repeated signs (dependent variable 1, DV1) and of errors in sign repetition among the repeated signs (DV2). Moreover, the type of error (i.e., target sign, sign substitution and regionalism) was analyzed. The analyses run for each type of error were also conducted with AOA and CA as between-subject factors. Finally, additional analyses of repeated signs and errors among repeated signs were also run in deaf adults (control group). We first present the children's results followed by those of the adult control group. A descriptive comparison of children's and adults' performance is shown in Fig 2.

**Percentage of repeated signs.** The ANOVA revealed that the main effect of AOA was significant ( $F(1,56) = 17.96, p < .001, \eta_p^2 = .240$ ; Fig 2). This indicates that, on average, the native signers repeated more signs (94.1%, SD = 5.9%) than the non-native ones (84.4%, SD = 13.7%). Moreover, the main effect of CA was also significant ( $F(2,56) = 11.77, p < .001, \eta_p^2 = .296$ ). Planned comparisons revealed that on average the youngest children (6–7 years) repeated fewer signs (82.9%, SD = 15.2%) than the two older groups (for 8–9 and 10–12 years, respectively: 92.5%, SD = 6.33%, and 94.8%, SD = 4.56%;  $F(1,56) = 23.23, p < .001$ ). In contrast, no significant difference was found between the two older groups ( $F < 1$ ). The AOA  $\times$  CA interaction was not significant ( $F(2,56) = 1.96, p > .10$ ).

**Percentage of errors in repeated signs.** The ANOVA revealed a significant main effect of AOA ( $F(1,56) = 29.18, p < .001, \eta_p^2 = .343$ , Fig 2). This effect indicates that, on average, native signers were more accurate (34.5%, SD = 11.6%) when they repeated the LSF sentences than non-native signers (51.7%, SD = 15.2%). Furthermore, the main effect of CA also achieved significance ( $F(2,56) = 5.89, p < .01, \eta_p^2 = .174$ ). Planned comparisons showed that the mean percentage of errors was significantly higher in the youngest group of children (49.7%, SD = 16.2%) in comparison with the two older groups of children together (8–9 years: 38.8%, SD = 12.9%; 10–12 years: 37.5%, SD = 15.5%;  $F(1,56) = 11.79, p < .001$ ). No significant





**Fig 2. Percentage of repeated signs and percentage of errors in repeated signs according to age of acquisition and chronological age.** Adults are considered as the control group (\*\* $p < .001$ ; \* $p < .01$ ; \* $p < .05$ ; n.s.  $p > .05$ ).

<https://doi.org/10.1371/journal.pone.0236729.g002>

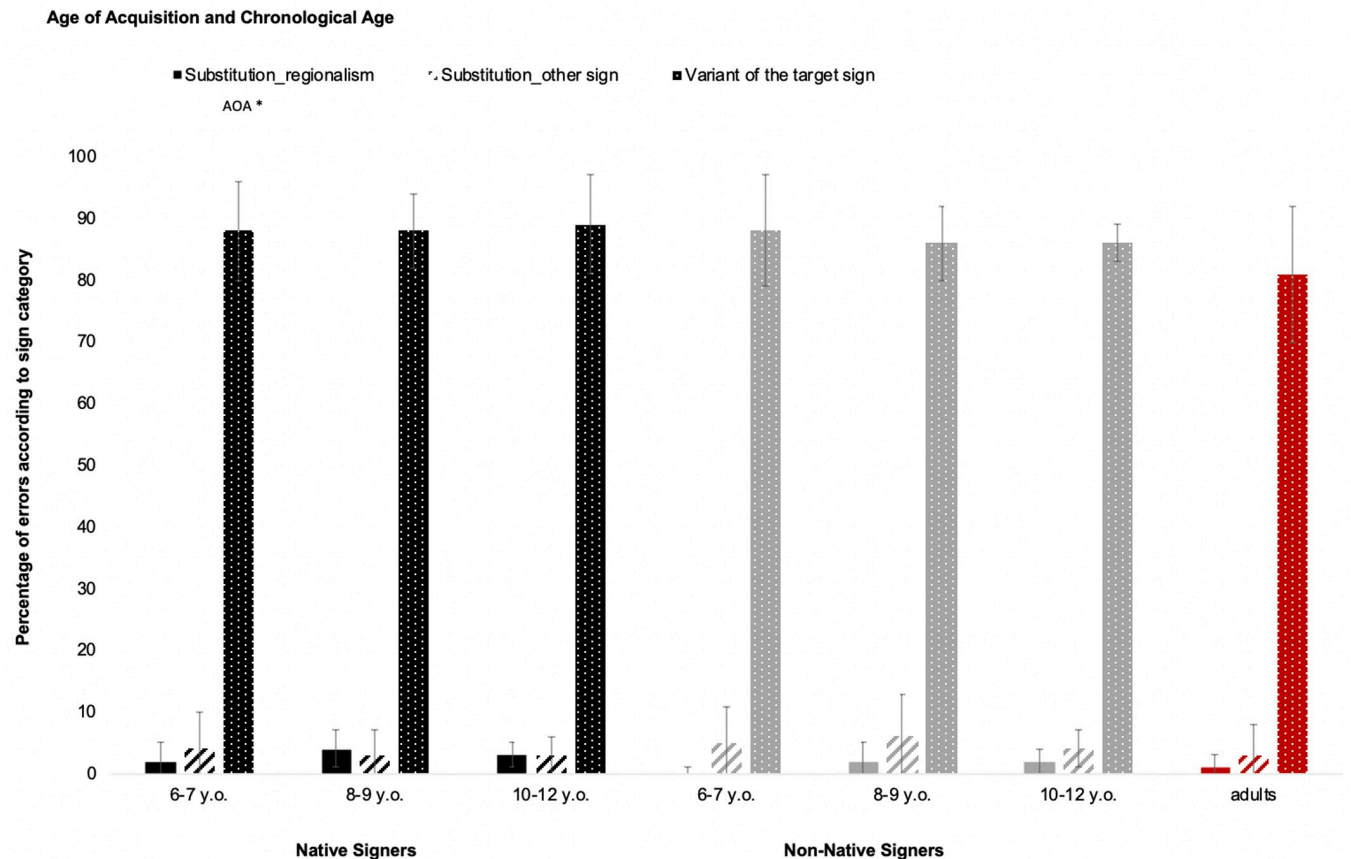
difference was found between the two older groups ( $F < 1$ ). Finally, the interaction between AOA and CA was not significant ( $F < 1$ ).

**Percentage of incorrect sign repetition according to sign category.** Incorrect sign repetition was classified into three types: (1) variant of the target sign (the repeated sign is easily recognizable as the one produced by the model but the child's repetition contains one or more errors); (2) substitution\_other sign (i.e., another LSF sign has been substituted for the target sign); or (3) substitution\_regionalism (i.e., the local sign has been substituted for the target sign). The percentage of type of errors was analyzed (Fig 3). The ANOVA showed that only the main effect of AOA was significant for regionalisms ( $F(1,56) = 5.43, p < .05, \eta_p^2 = .80$ ), indicating that native signers used regionalisms more often to substitute for target signs (2.84%,  $SD = 2.92\%$ ) than non-native signers (1.28%,  $SD = 2.04\%$ ). No effect of CA ( $F(2,56) = 1.79, p > .10$ ) or AOA  $\times$  CA interaction ( $F < 1$ ) was reported. Likewise, ANOVAs failed to reveal any significant effect for target signs (AOA:  $F < 1$ ; CA:  $F < 1$ ; AOA  $\times$  CA interaction:  $F < 1$ ) or for sign substitutions (AOA:  $F(1,56) = 2.00, p > .10$ ; CA:  $F < 1$ ; AOA  $\times$  CA interaction:  $F < 1$ ).

### Phonological errors in sign repetition

A  $2 \times 3$  ANOVA with AOA (2 levels: native signers and non-native signers) and CA (3 levels: 6–7, 8–9 and 10–12 years) as between-subject factors was run on the number of phonological





**Fig 3. Percentage of errors according to sign category (substitution\_other sign, substitution\_regionalism or variant of the target sign) with respect to age of acquisition and chronological age.** Adults are considered as the control group (\*\* $p < .001$ ; \* $p < .01$ ; \* $p < .05$ ; n.s.  $p > .05$ ).

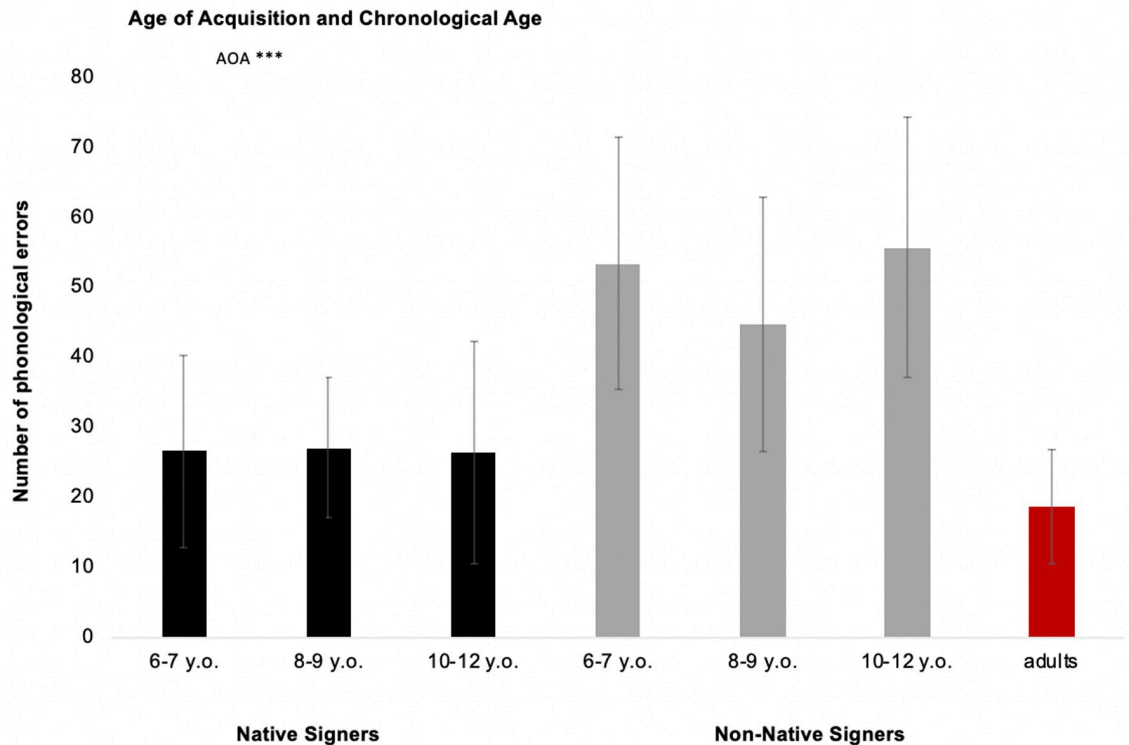
<https://doi.org/10.1371/journal.pone.0236729.g003>

errors. Sign category (3 levels: Lexical Sign, Dominant-Hand Classifier and Non-Dominant-Hand Classifier) and Phonological parameters (3 levels: Handshape, Movement, Location) were considered as within-subject factors.

**Number of phonological errors.** The ANOVA showed that the main effect of AOA was significant ( $F(1,56) = 37.03$ ,  $p < .001$ ,  $\eta_p^2 = .398$ ; Fig 4): made fewer phonological errors on average ( $M: 26$  errors,  $SD = 12$ ) than non-native signers ( $M: 50$  errors,  $SD = 18$ ). Neither the main effect of CA ( $F < 1$ ) nor the AOA  $\times$  CA interaction reached significance ( $F_s < 1$ ).

**Number of phonological errors according to sign category.** Additional ANOVAs were conducted separately on the three different types of signs (Lexical Sign, Dominant-Hand Classifier and Non-Dominant-Hand Classifier). For Dominant-Hand Classifiers, a significant effect of AOA was found ( $F(1,56) = 12.12$ ,  $p < .001$ ,  $\eta_p^2 = .178$ ; Fig 5), as well as a significant effect for the main factor CA ( $F(2,56) = 4.71$ ,  $p < .05$ ,  $\eta_p^2 = .144$ ).

Planned comparisons showed that younger children made more phonological errors on average (28%,  $SD = 8.2\%$ ) on Dominant-Hand Classifiers than the two older groups ( $F(1,56) = 9.65$ ,  $p < .01$ ). In contrast, the two older groups made the same proportion of phonological errors on Dominant-Hand Classifiers (8–9 years: 23%,  $SD = 7.2\%$ ; 10–12 years: 20.6%,  $SD = 9.2\%$ ;  $F < 1$ ). In addition, the AOA  $\times$  CA interaction was not significant ( $F(2,56) = 1.07$ ,  $p > .10$ ).



**Fig 4. Number of phonological errors with respect to age of acquisition and chronological age.** Adults are considered as the control group (\*\*\*)  $p < .001$ ; \*\*  $p < .01$ ; \*  $p < .05$ ; n.s.  $p > .05$ ).

<https://doi.org/10.1371/journal.pone.0236729.g004>

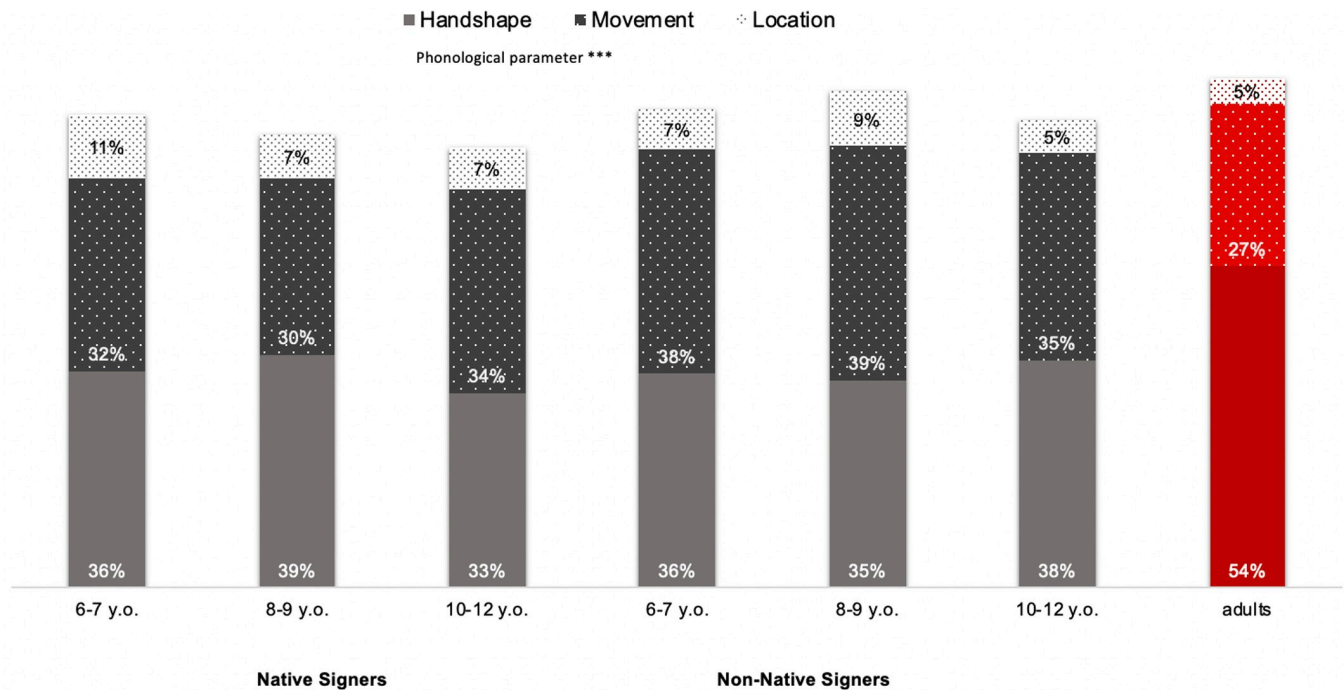
For Lexical Signs, neither AOA ( $F < 1$ ), CA ( $F < 1$ ) nor the AOA  $\times$  AC interaction was significant ( $F(2,56) = 1.21, p > .10$ ). This indicates that all children made phonological errors involving Lexical Signs in the same proportion. The same conclusion applies to Non-Dominant-Hand Classifiers: no effect of AOA or CA and no AOA  $\times$  CA interaction was observed (respectively,  $F(1,56) = 2.28, p > .10$ ;  $F < 1$ ;  $F < 1$ ).

**Proportion of errors according to type of phonological parameter.** The ANOVA revealed that the main effect of Parameter was significant, suggesting that children did not repeat manual parameters in the same way ( $F(2,112) = 112.57, p < .001, \eta_p^2 = .06$ ; Fig 6). Planned comparisons showed that location was repeated more accurately than movement or handshape ( $F(1,56) = 440.23, p < .001$ ; % of errors for location: 7.81%, SD = 7.33%; movement: 34.84%, SD = 11.96%; handshape: 35.58%, SD = 9.86%). In contrast, there was no difference in the proportion of errors for the movement and handshape parameters ( $F(1,56) = 14.51, p > .10$ ). The main effect of AOA was not significant ( $F(1,56) = 3.23, p > .05$ ), nor were the other effects (CA:  $F < 1$ ; AOA  $\times$  CA interaction:  $F < 1$ ; Parameter  $\times$  AOA interaction:  $F(2,112) = 1.21, p > .05$ ; Parameter  $\times$  CA interaction:  $F < 1$ ; Parameter  $\times$  CA  $\times$  AOA interaction:  $F < 1$ ).

### Adults' phonological abilities

The ANOVA showed a main effect of Sign category ( $F(2,22) = 9.42, p < .001, \eta_p^2 = .460$ ), suggesting that adults made, on average, more phonological errors in Lexical Signs than in Classifiers (respectively 46%, SD = 10%; Dominant-Hand Classifier 26%, SD = 8%; Non-Dominant-Hand classifier: 27%, SD = 8%; Figs 2 to 6). A significant main effect was also found for





**Fig 6. Proportion of phonological errors made deaf signing children according to age of acquisition, chronological age and type of manual parameter.** Adults are considered as the control group (\*\* $p < .001$ ; \*\* $p < .01$ ; \* $p < .05$ ; n.s.  $p > .05$ ).

<https://doi.org/10.1371/journal.pone.0236729.g006>

wanted to replicate the CA effect for LSF. The systematic variation of AOA allowed us to better understand the extent to which extend sign language development is affected by late acquisition. Children's abilities to repeat signed sentences were assessed with 20 LSF sentences that were carefully designed to vary in linguistic complexity (i.e., length [2 to 6 signs], types of morphosyntactic units [e.g., classifiers, mouth gestures]).

Regarding general repetition abilities, we were able to show that native signers generally succeeded better in repeating the sentences than non-native signers. This is attested by native signers' significantly better repetition abilities in comparison with non-native ones. Furthermore, with respect to CA, we found that, on average, younger children (6–7 years) made more errors in the SRT than the older ones (8–9 and 10–12 years). Surprisingly, the two older groups of signers performed equally well. One possible interpretation of this latter result is that at age 8 or 9 children already have good repetition abilities. An additional argument is that adults presented similar SRT error rates to the older children (see Fig 3).

At the lexical level, neither AOA nor CA had significant effects. The only effect found was that native signers produced more regionalisms than non-native signers did. One possible explanation of this effect could be the geographic area where we tested native signers. We went to the south of France, where native signers tend to produce regionalisms. As in Rinaldi et al.'s study [12], very few substitutions were found in our study. This result may be the consequence of the immediacy of the SRT recall task. Unlike a delayed repetition task [9], the immediate recall task does not involve basing the repetition on semantic grounds but rather on a "surface" mechanism such as mimicry, without integrating semantic content. If the task had been a delayed recall task, with a delay between the perception and repetition of the sentences, signers would have needed a semantic representation of the sentence in order to repeat it. In addition,

delayed repetition involves a higher working memory load to keep the information active. This might have resulted in the repetition of a correct sentence favoring the semantic content, rather than the formal characteristics produced by the model.

At the morphosyntactic level, like Rinaldi et al. [12], we found no differences in the effects of AOA and CA on morphosyntactic abilities. The SRT does not seem to be an appropriate task to assess the development of the syntactic and morphosyntactic aspects of language. It measures these aspects globally, but not accurately. Like Polišenská et al. [27], we assume that immediate SRTs test lexical phonology and morphosyntax more than semantic conceptual understanding. Although an SRT cannot perfectly test morphosyntactic aspects, it can capture the influences of CA and AOA, and thus it can be considered a screening task to measure overall SL ability. A usage-based explanation can be suggested for this finding: structures with which speakers/signers have a lot of experience may be repeated better [69], explaining the better skills of native signers and older children. Several factors are known to affect the age of acquisition of the signs, vocabulary size and overall lexical development in the deaf population, such as the parents' hearing status, the age of identification of deafness, and the age of first exposure with sign language [70].

At the phonological level, unlike Rinaldi et al. [12], we decided to focus on manual parameters since our recordings did not allow us to do a fine-grained analysis of the non-manual components. Several children looked at the experimenter more than the camera, with the unfavorable consequence that we were unable to assess facial expression correctly; other children were intimidated by the assessment situation and did not produce typical facial expressions, although they did produce them during the interview.

We are aware that linguists may find it questionable to invoke phonology in the domain of signed languages. However, since the first structural studies of ASL [71,72], sign language linguists consider phonology to constitute not just the organization of speech sounds but rather the organization of minimal units in all languages, even gestural ones. Some attempts have already been made to describe sign languages phonologically [73–76] and claimed that signs can be segmented into meaningful sublexical elements. These sublexical elements, currently called parameters (i.e., handshape, movement, location and orientation), can be considered as phonological units. Parameter substitutions in a given sign can be compared to phoneme substitutions in a word, and switching from one parameter to another makes it possible to oppose minimal pairs in all sign languages: for example, the sign CAKE, described as an “S hand” for *handshape*, with a “double short tapping movement” on the “cheek” for *movement* and *location*, can be opposed to the sign SOAP if one substitutes an “oscillating” movement for the “double short tapping movement” (see S1 Fig). An important issue in sign language studies concerns the role of modality in sign language acquisition, and more specifically whether the phonological development is sign-specific or not. Some researchers suggest that phonological processing is multimodal—or amodal—and involves representations that go beyond the sensory modalities [50,77,78]. Several sign language studies suggest that this language modality involves similar neural systems to those that support spoken language. While we do not claim that speech and sign processing are identical, this research indicates that sign language production and comprehension seem to rely on a similar left-lateralized neural network, whatever the level of processing involved, phonological, semantic, or syntactic [79–83].

Our results showed a significant effect of AOA on phonological skills, as indicated by a lower rate of phonological errors (i.e., handshape, movement, and location) in native signers than in non-native signers. However, both native and non-native signers exhibited the same pattern of results (handshape = movement > location). Interestingly, we also found that, regardless of AOA and CA, location was the best mastered phonological parameter. In contrast, the pattern of results observed in adults was slightly different from that in children



(handshape > movement > location). In sum, analysis of the adults' phonological skills confirmed that the task was sensitive enough to capture phonological differences between the three parameters.

To summarize, our data highlight that the SRT in LSF appears to be a reliable task for detecting differences in phonological abilities as a function of AOA and CA.

As with spoken languages, early signed-phonological development depends on ease of production but also on the frequency of occurrence of both sign and parameter. While several studies have focused on early sign language development [84–88], no benchmarks concerning phonological development in older children are available in the literature. The *handshape* parameter—the shape of the hand when producing the sign—is the most difficult one to acquire. In a sign, different handshapes involve different numbers of features, which determine the markedness of particular handshapes. Marked handshapes are phonologically more complex (i.e., contain the greatest number of selected features) and motorically more difficult than unmarked ones. Unmarked handshapes involve the fewest selected features. Four stages in handshape development have been observed in ASL [89]. These stages have also been reported in another sign language [BSL: 90, 91], but no study has yet investigated this issue in LSF. Several studies have provided evidence that frequent handshapes in early signs are among the easiest to produce [88], and that unmarked handshapes are acquired and mastered early [85,89,92,93]. Unmarked handshapes are also often made with the non-dominant hand because they are the simplest to articulate. These unmarked handshapes are preserved in sign language aphasia [91]. Marked handshapes are more phonologically complex and are acquired later.

The *movement* parameter can be classified in two categories: path movement, which involves movement of the hand and the arm, and internal movement, which involves movement of the wrist and fingers. The initiation, type and temporal aspects of the movements performed by these four body parts are phonological: oscillating, waving, arc, straight line, curved, repeated, accelerated, etc. [94,95]. Because of its dynamic aspects and the more or less fine-grained mobilization of different body parts, the mastery of movement is driven by general motor skills (for a review, see [34]). Finally, *location* is the place in the signing space where the signer produces the sign: head and face, torso, shoulder, arm and neutral space. Because of its strong perceptual saliency and ease of articulation, this parameter tends to be the most accurately reproduced in the early stages of development [34,43,84–87,96].

Consistent with the previous literature, we observed that movement and handshape are the most complex phonological parameters to acquire and that location is mastered early [84–86,96]. Like Mann et al. [88], we showed that handshape and movement are still not accurately mastered by older children, whether native or non-native signers. As other researchers have already suggested, these repetition errors can be attributed to the motor aspects of these parameters, which are undoubtedly more complex [64,82]. In addition, the large inventory of handshapes and movements, in contrast to the location parameter, may influence the frequency of occurrence of each one, causing poorer mastery. In contrast, location is acquired faster because it does not require a fine-grained motor demand, and the anatomical understanding and cognitive representation of the body mean that it can be mastered more easily [96]. Furthermore, Caselli and Cohen-Goldberg [97] reported that location is a more robust parameter owing to its perceptual saliency and higher sublexical frequency.

Regarding the repetition of classifiers, native signers made fewer errors on classifiers executed with the dominant hand. They repeated them better, probably because they use this type of unit more frequently. For non-dominant-hand classifiers, there were too few tokens in our material to reach a conclusion about the influence of AOA or CA on correct repetition. We observed that only dominant-hand classifiers were affected by AOA and, to a lesser extent,



CA: native signers and older children repeated these units better. We suggest that this result is a consequence of frequency of use. Native and older signers produce dominant-hand classifiers more frequently—evidence of their morphosyntactic development and sign language mastery. Consequently, when they have to repeat them in an SRT, the phonological pattern of these units is more accurate.

Another cue that allowed us to observe the poorer quality of sign language among non-native signers concerns the sign stream. In non-native signers, the sign rate and pace were slow and non-fluent, with many incomplete movements. These characteristics were not taken into account in the scoring; the coders were asked to give a score from 0 to 5 in order to judge the quality of repetition, regardless of the signers' lexical and phonological skills. Coders did not know whether the participants were native signers or not. As expected, non-native signers were rated much lower, with a mean score of 2.9/5, whereas native signers had a mean score of 3.5/5. The intercoder comparisons did not show reliable differences for qualitative judgments (Student *t*-test  $p > .05$ ).

To conclude, we were pleased to see that our adaptation of the SRT for LSF proved successful. The task highlighted differences in repetition abilities between native and non-native signers of LSF. With time, our study will provide a new LSF screening tool for the clinical, educative and scientific communities. We must ensure that the assessment tool is easy to administer and score for all the professionals who will use it (i.e., speech therapists, researchers, teachers and specialist teachers, sign language teachers) in all test situations (i.e., school, speech therapy, L2 sign language courses). Last, we need to provide a reliable test that can rank children on a clear and reliable language developmental scale [66].

## Future work

Our results provide partial support for the validity of the LSF-SRT, as reflected by the different significant effects of CA and AOA. However, we will not formulate firm conclusions about the validity issue until additional data from further studies are at hand. Beyond the standardization and calibration of the new SRT screening tool in LSF, the first version of which was presented in this article, further work should add qualitative analyses. The first analysis could be a phonetic analysis, as a measure of the phonetic complexity of unsuccessfully copied signs. Another analysis could involve measuring the sign stream (number of signs per minute), given that non-native signers seem to sign more slowly. In addition, to improve the quality of assessment, we could increase the complexity of sentences and the types of morphosyntactic structures used in the test. The SRT must be complemented with more accurate assessments to measure language ability or diagnose a language disorder in sign language.

We do not yet have an accurate representation of what kinds of linguistic abilities are mastered at a given age, or which levels can be expected to be achieved successfully in language acquisition and instruction. To the best of our knowledge, there are no reliable benchmarks of the developmental stages of language acquisition in deaf children who use LSF. This study is a first attempt to answer this question, but we need additional tools to evaluate deaf children's efficiency level in different linguistic domains. In future, we should be able to provide tools that make it possible to plot language development curves, especially during crucial periods of language acquisition, in order to quickly detect disorders. Another fruitful perspective would consist in testing children with dysfunctional acquisition such as non-native signers and children with SLI, for whom sign language data are rare and very heterogeneous. We have to determine whether sign repetition abilities may predict other language skills. Further investigations will combine these repetition data with narrative production based on a cartoon (Caët

& Blondel, in prep.) to assess to what extent production skills can be predicted from repetition abilities.

## Supporting information

### **S1 Video. Easy sentence.**

(TXT)

### **S2 Video. Intermediate easy sentence.**

(TXT)

### **S3 Video. Intermediate difficult sentence.**

(TXT)

### **S4 Video. Complex sentence.**

(TXT)

### **S1 Table. All sentences. SASS. Size and Shape Specifiers.**

(DOCX)

**S1 Fig.** Minimal pairs in LSF in which changing the internal movement (a. CAKE/SOAP), the handshape (b. GIRL/NICE) or the location (c. IDEA/YELLOW) changes the meaning.

(TIFF)

**S2 Fig. Target sign /CHILD/. Coders had to compare this sign to the sign produced by participants.**

(TIF)

## Acknowledgments

First, we wish to thank all the deaf people who collaborated with us in order to produce well-formed LSF sentences and tested the children with us: Hatice Aksen, Celine Fortuna, Saliha Heouaine, Yves Prud'homme, and Clémentine Caron. We would also like to thank Aliyah Morgenstern for coordinating the French part of the SignMet project, as well as the researchers and PhD students who helped us to collect the data: Laetitia Puissant-Schontz, Anaïs Lisette, Anna Safar, Marion Blondel, and Stephanie Caët. Thanks to Vanessa Andrieu and Marie-Paule Kerrelhas, deaf teachers in Ramonville Saint-Agne, the teachers and speech therapists of the CRA (Hearing Rehabilitation Centre, Rouen) and CELEM (Language Education Centre for Hard of Hearing Children, Paris). Thanks also to the coders who helped us with the time-consuming work of data scoring. Finally, thanks to Philomene Perin for the pictures of minimal pairs.

## Author Contributions

**Conceptualization:** Caroline Bogliotti.

**Funding acquisition:** Caroline Bogliotti.

**Investigation:** Caroline Bogliotti.

**Methodology:** Caroline Bogliotti, Hatice Aksen.

**Supervision:** Caroline Bogliotti.

**Writing – original draft:** Caroline Bogliotti, Frédéric Isel.

**Writing – review & editing:** Caroline Bogliotti, Frédéric Isel.

## References

1. Slobin D, Welsh A. Elicited imitation as a research tool in developmental psycholinguistics. In: Lavatelli CS, editor. *Language training in early childhood education*. Urbana, IL: University of Illinois Press; 1971. Pp. 170–185.
2. Naiman N. The use of elicited imitation in second language acquisition research. *Working Papers in Bilingualism* No. 2; 1974.
3. Bley-Vroman R, Chaudron C. Elicited imitation as a measure of a second-language competence. In: Tarone E, Gass S, Cohen A, editors. *Research methodology in second-language acquisition*. Hillsdale, NJ: Lawrence Erlbaum Associates; 1994. Pp. 245–261.
4. Conti-Ramsden G, Botting N, Faragher B. Psycholinguistic markers for specific language impairment (SLI). *J Child Psychol Psychiatry*. 2001; 42(6):741–748. <https://doi.org/10.1111/1469-7610.00770> PMID: 11583246
5. Chiat S, Armon-Lotem S, Marinis T, Poliřenská K, Roy P, Seeff-Gabriel B. Assessment of language abilities in sequential bilingual children: the potential of sentence imitation tasks. In: Müller-Gathercole V, editor. *Issues in the assessment of bilinguals*. Clevedon, UK: Multilingual Matters; 2013. Pp. 56–89.
6. Bishop DV, North T, Donlan C. Nonword repetition as a behavioural marker for inherited language impairment: evidence from a twin study. *J Child Psychol Psychiatry*. 1996; 37(4):391–403. <https://doi.org/10.1111/j.1469-7610.1996.tb01420.x> PMID: 8735439
7. Bishop DVM, McDonald D, Bird S, Hayiou-Thomas ME. Children who read words accurately despite language impairment: who are they and how do they do it? *Reading despite language impairment*. *Child Dev*. 2009; 80(2):593–605.
8. Redmond SM, Thompson HL, Goldstein S. Psycholinguistic profiling differentiates specific language impairment from typical development and from attention-deficit/hyperactivity disorder. *J Speech Lang Hear Res*. 2011; 54(1):99–117. [https://doi.org/10.1044/1092-4388\(2010/10-0010\)](https://doi.org/10.1044/1092-4388(2010/10-0010)) PMID: 20719871
9. Riches NG, Loucas T, Baird G, Charman T, Simonoff E. Sentence repetition in adolescents with specific language impairments and autism: an investigation of complex syntax. *Int J Lang Comm Dis*. 2010; 45(1):47–60. <https://doi.org/10.3109/13682820802647676> PMID: 19343567
10. Marshall C, Mason K, Rowley K, Herman R, Atkinson J, Woll B, et al. Sentence repetition in deaf children with specific language impairment in British Sign Language. *Lang Learn Dev*. 2015; 11(3):237–251.
11. Millet A, Verlaine L, Morgenstern A. *Grammaire descriptive de la langue des signes française: dynamiques iconiques et linguistique générale*. Grenoble, France: UGA Éditions; 2019.
12. Rinaldi P, Caselli MC, Lucioi T, Lamano L, Volterra V. Sign language skills assessed through a sentence reproduction task. *J Deaf Stud Deaf Educ*. 2018; 23(4):408–421. <https://doi.org/10.1093/deafed/eny021> PMID: 29982547
13. Cormier K, Robert A, Rowley K, Woll B, Atkinson J. The British Sign Language sentence reproduction test: exploring age-of-acquisition effects in British deaf adults. Paper presented at the annual meeting of the German Linguistics Society, Frankfurt, Germany; 2012.
14. Supalla T, Hauser PC, Bavelier D. Reproducing American Sign Language sentences: cognitive scaffolding in working memory. *Front Psychol*. 2014; 5:859. <https://doi.org/10.3389/fpsyg.2014.00859> PMID: 25152744
15. Hauser PC, Paludnevičienė R, Supalla T, Bavelier D. American Sign Language-Sentence reproduction test. In: Müller de Quadros R, editor. *Sign languages: spinning and unraveling the past, present and future*. Petrópolis/RJ, Brazil: Editora Arara Azul; 2008. Pp. 160–172.
16. Mayberry RI, Fischer SD. Looking through phonological shape to lexical meaning: the bottleneck of non-native sign language processing. *Mem Cognit*. 1989; 17(6):740–754. <https://doi.org/10.3758/bf03202635> PMID: 2811671
17. Gathercole S, Baddeley A. *Working memory and language*. Hillsdale, NJ: Lawrence Erlbaum Associates; 1993.
18. Baddeley A. The episodic buffer: a new component of working memory? *Trends Cogn Sci*. 2000; 4(11):417–423. [https://doi.org/10.1016/s1364-6613\(00\)01538-2](https://doi.org/10.1016/s1364-6613(00)01538-2) PMID: 11058819
19. Adams AM, Gathercole SE. Limitations in working memory: implications for language development. *Int J Lang Commun Disord*. 2000; 35(1):95–116. <https://doi.org/10.1080/136828200247278> PMID: 10824227
20. Alloway TP, Gathercole S. Working memory and short-term sentence recall in young children. *Eur J Cogn Psychol*. 2005; 17(2):207–220.
21. Acheson DJ, MacDonald MC. Twisting tongues and memories: explorations of the relationship between language production and verbal working memory. *J Mem Lang*. 2009; 60(3):329–350. <https://doi.org/10.1016/j.jml.2008.12.002> PMID: 21165150

22. Acheson DJ, MacDonald MC. Verbal working memory and language production: common approaches to the serial ordering of verbal information. *Psychol Bull.* 2009; 135(1):50–68. <https://doi.org/10.1037/a0014411> PMID: 19210053
23. Vargo ME, Black FW. Attribution of control and the fear of death among first-year medical students. *J Clin Psychol.* 1984; 40(6):1525–1528. [https://doi.org/10.1002/1097-4679\(198411\)40:6<1525::aid-jclp2270400644>3.0.co;2-b](https://doi.org/10.1002/1097-4679(198411)40:6<1525::aid-jclp2270400644>3.0.co;2-b) PMID: 6511975
24. Weismer SE, Tomblin JB, Zhang X, Buckwalter P, Chynoweth JG, Jones M. Nonword repetition performance in school-age children with and without language impairment. *J Speech Lang Hear Res.* 2000; 43(4):865–878. <https://doi.org/10.1044/jslhr.4304.865> PMID: 11386474
25. Devescovi A, Caselli MC. Sentence repetition as a measure of early grammatical development in Italian. *Int J Lang Commun Disord.* 2007; 42(2):187–208. <https://doi.org/10.1080/13682820601030686> PMID: 17365093
26. Klem M, Melby-Lervåg M, Hagtvet B, Lyster S-AH, Gustafsson J-E, Hulme C. Sentence repetition is a measure of children's language skills rather than working memory limitations. *Dev Sci.* 2015; 18(1):146–154. <https://doi.org/10.1111/desc.12202> PMID: 24986395
27. Polišenská K, Chiat S, Roy P. Sentence repetition: what does the task measure? *Int J Lang Commun Disord.* 2015; 50(1):106–118. <https://doi.org/10.1111/1460-6984.12126> PMID: 25208477
28. Komeili M, Marshall CR. Sentence repetition as a measure of morphosyntax in monolingual and bilingual children. *Clin Linguist Phonet.* 2013; 27(2):152–162. <https://doi.org/10.3109/02699206.2012.751625> PMID: 23294228
29. Natalicio DS. Sentence repetition as a language assessment technique: some issues and applications. *Biling Rev.* 1977; 4(1/2):107–112.
30. Boutla M, Supalla T, Newport EL, Bavelier D. Short-term memory span: insights from sign language. *Nat Neurosci.* 2004; 7(9):997–1002. <https://doi.org/10.1038/nn1298> PMID: 15311279
31. Newport EL, Meier RP. The acquisition of American Sign Language. In: Slobin DI, editor. *The cross-linguistic study of language acquisition*, vol. 1. Hillsdale, NJ: Lawrence Erlbaum Associates; 1985. Pp. 881–938.
32. Morgan G, Herman R, Woll B. Language impairments in sign language: breakthroughs and puzzles. *Int J Lang Commun Disord.* 2007; 42(1):97–105. <https://doi.org/10.1080/13682820600783178> PMID: 17365088
33. Schick BS, Marschark M, Spencer PE, editors. *Advances in the sign language development of deaf children.* Oxford, UK: Oxford University Press; 2006.
34. Chen-Pichler D. Language acquisition. In: Pfau R, Woll B, Steinbach M, editors. *Sign language—an international handbook.* Berlin: de Gruyter; 2012. Pp. 647–686.
35. Woolfe T, Herman R, Roy P, Woll B. Early vocabulary development in deaf native signers: a British Sign Language adaptation of the communicative development inventories. *J Child Psychol Psychiatry.* 2010; 51(3):322–331. <https://doi.org/10.1111/j.1469-7610.2009.02151.x> PMID: 19843318
36. Meier RP, Willerman L. Prelinguistic gesture in deaf and hearing infant. In: Emmorey K, Reilly J, editors. *Language, gesture and space.* Hillsdale, NJ: Lawrence Erlbaum Associates; 1995. Pp. 391–409.
37. Puissant-Schontz L, Sekali M, Bogliotti C. Linguistic and developmental descriptions of predicative constructions in French Sign Language (LSF): issues of an assessment tool. Paper presented at Sign Language Acquisition and Assessment Conference, Haifa, 2018.
38. Meier RP, Mauk CE, Cheek A, Moreland CJ. The form of children's early signs: iconic or motoric determinants? *Lang Learn Dev.* 2008; 4(1):63–98.
39. Bonvillian JD, Orlansky MD, Novack LL. Developmental milestones: sign language acquisition and motor development. *Child Dev.* 1983; 54(6):1435–1445. PMID: 6661942
40. Fenson L, Dale PS, Reznick JS, Bates E, Thal DJ, Pethick SJ, et al. Variability in early communicative development. *Monogr Soc Res Child Dev.* 1994; 59(5):1–173. PMID: 7845413
41. Anderson D, Reilly J. The MacArthur communicative development inventory: normative data for American Sign Language. *J Deaf Stud Deaf Educ.* 2002; 7(2):83–106. <https://doi.org/10.1093/deafed/7.2.83> PMID: 15451878
42. Mayberry R, Squires B. Sign language: Acquisition. In: Brown K, editor. *Encyclopedia of language and linguistics II*, 2<sup>nd</sup> ed. Oxford, UK: Elsevier; 2006. Pp. 739–743.
43. Chen Pichler D. Development of sign language. In: de Bot K, Schrauf RW, editors. *Language development over the lifespan.* Mahwah, NJ: Lawrence Erlbaum; 2009. Pp. 217–241.
44. Limousin F. Acquisition de la référence personnelle en LSF: analyse longitudinale des pointages, des formes nulles et des noms signés chez une enfant sourde de parents sourds. Doctoral thesis, Université Paris 8. 2011.

45. Jacob S. Description des procédés référentiels dans des narrations enfantines en Langue des Signes Française: maintien et réintroduction des actants. Doctoral thesis, Université Paris 8. 2007.
46. Blondel M, Tuller L. Pointing in bimodal bilingual acquisition: a longitudinal study of LSF-French bilingual child. In: Quer J, editor. *Leading research in sign language: selected papers from TISLR2004*. Seedorf, Germany: Signum Verlag; 2008. Pp. 275–292.
47. Guy-Guyenet E, Lacheret-Dujour A, Bogliotti C. Early language acquisition in French Sign Language: preliminary data on the development of gestures and signs. Paper presented at the 8th conference of the International Society for Gesture Studies—Gesture and Diversity, Cape Town, South Africa; 2018.
48. Schein JD. *At home among strangers: exploring the deaf community in the United States*. Washington, DC: Gallaudet University Press; 1997.
49. Mitchell RE, Karchmer MA. When parents are deaf versus hard of hearing: patterns of sign use and school placement of deaf and hard-of-hearing children. *J Deaf Stud Deaf Educ*. 2004; 9(2):133–152. <https://doi.org/10.1093/deafed/enh017> PMID: 15304437
50. Lu J, Jones A, Morgan G. The impact of input quality on early sign development in native and non-native language learners. *J Child Lang*. 2016; 43(03):537–552. <https://doi.org/10.1017/S0305000915000835> PMID: 26922911
51. Ferjan-Ramirez NF, Lieberman AM, Mayberry RI. The initial stages of first-language acquisition begun in adolescence: when late looks early. *J Child Lang*. 2013; 40(02):391–414.
52. Singleton JL, Newport EL. When learners surpass their models: The acquisition of American Sign Language from inconsistent input. *Cogn Psychol*. 2004; 49(4):370–407. <https://doi.org/10.1016/j.cogpsych.2004.05.001> PMID: 15342259
53. Mayberry RI. When timing is everything: age of first-language acquisition effects on second-language learning. *Appl Psycholinguist*. 2007; 28(03):537–549.
54. Cormier K, Schembri A, Vinson D, Orfanidou E. First language acquisition differs from second language acquisition in prelingually deaf signers: evidence from sensitivity to grammaticality judgement in British Sign Language. *Cognition*. 2012; 124(1):50–65. <https://doi.org/10.1016/j.cognition.2012.04.003> PMID: 22578601
55. Ferjan Ramirez N, Leonard MK, Davenport TS, Torres C, Halgren E, Mayberry RI. Neural language processing in adolescent first-language learners: longitudinal case studies in American Sign Language. *Cereb Cortex*. 2016; 26(3):1015–1026. <https://doi.org/10.1093/cercor/bhu273> PMID: 25410427
56. Morford J, Mayberry R. A reexamination of “early exposure” and its implications for language acquisition by eye. In: Chamberlain C, Morford J, Mayberry R, editors. *Language acquisition by eye*. Mahwah, NJ: Lawrence Erlbaum Associates; 2000. Pp. 111–128.
57. Courtin C. The impact of sign language on the cognitive development of deaf children: the case of theories of mind. *J Deaf Stud Deaf Educ*. 2000; 5(3):266–276. <https://doi.org/10.1093/deafed/5.3.266> PMID: 15454505
58. Morford J. Delayed phonological development in ASL: two case studies of deaf isolates. *Rech linguistiques Vincennes*. 2000; 29:121–142.
59. Berk S. Sensitive period effects on the acquisition of language: a study of language development. Doctoral thesis, University of Connecticut. 2003.
60. Newman AJ, Bavelier D, Corina D, Jezzard P, Neville HJ. A critical period for right hemisphere recruitment in American Sign Language processing. *Nat Neurosci*. 2002; 5(1):76–80. <https://doi.org/10.1038/nn775> PMID: 11753419
61. Mayberry RI, Lock E. Age constraints on first versus second language acquisition: evidence for linguistic plasticity and epigenesis. *Brain Lang*. 2003; 87(3):369–384. [https://doi.org/10.1016/s0093-934x\(03\)00137-8](https://doi.org/10.1016/s0093-934x(03)00137-8) PMID: 14642540
62. Haug T, Mann W. Adapting tests of sign language assessment for other sign languages—a review of linguistic, cultural, and psychometric problems. *J Deaf Stud Deaf Educ*. 2007; 13(1):138–147. <https://doi.org/10.1093/deafed/enm027> PMID: 17569751
63. Niederberger N, Aubonney M, Dunant-Sauvin C, Palama G, Aubonney S, Delachaux Djapo S, et al. *TELSF, Test de Langue des Signes Française*. Laboratoire de Psychologie Expérimentale, FPSE, Université de Genève & Centre pour Enfants Sourds de Montbrillant, SMP, Geneva; 2001.
64. Niederberger N, Prinz P. La connaissance d’une langue des signes peut-elle faciliter l’apprentissage de l’écrit chez l’enfant sourd? *Enfance*. 2005; 57(4): 285–297.
65. Courtin C, Limousin F, Morgenstern A. Evaluer les compétences linguistiques des enfants en Langue des Signes Française, une expérience pionnière. *Lang Interact Acquis*. 2010; 1(1): 129–158.
66. Haug T, Mann W, Boers-Visker E, Contreras J, Enns C, Herman R, et al. Guidelines for sign language test development, evaluation, and use. Unpublished document; 2016.

67. Wilkinson MD, Dumontier M, Aalbersberg IJ, Appleton G, Axton M, Baak A, et al. The FAIR Guiding Principles for scientific data management and stewardship. *Sci Data*. Dec 2016; 3(1):160018. <https://doi.org/10.1038/sdata.2016.18> PMID: 26978244
68. Emmorey K. Perspectives on classifier constructions in sign languages. Hove, UK: Psychology Press; 2013.
69. Tomasello M. Constructing a language: a usage-based theory of language acquisition. Cambridge, MA: Harvard University Press; 2005.
70. Anderson D. Lexical development of deaf children acquiring signed languages. In: In Schick B, Marschark M, Spencer PE, editors. *Advances in the sign language development of deaf children*. Oxford, UK: Oxford University Press; 2006. Pp. 135–160.
71. Stokoe WC. Sign language structure: an outline of the visual communication systems of the American deaf. *J Deaf Stud Deaf Educ*. 2005; 10(1):3–37. <https://doi.org/10.1093/deafed/eni001> PMID: 15585746
72. Stokoe WC. Sign Language Structure. *Annu Rev Anthropol*. 1980; 9:365–390.
73. Liddell SK, Johnson RE. American Sign Language: the phonological base. *Sign Lang Stud*. 1989; 1064(1):195–277.
74. van der Hulst H. Units in the analysis of signs. *Phonology*. 1993; 10(2):209–241.
75. Brentari D. Model of sign language phonology. Cambridge, MA: The MIT Press; 1998.
76. van der Kooij E. Phonological categories in sign languages of the Netherlands. The role of phonetic implementation and iconicity. Utrecht, Netherlands: LOT Publications; 2002.
77. Morgan G. On language acquisition in speech and sign: development of combinatorial structure in both modalities. *Front Psychol*. 2014; 5: 1217. <https://doi.org/10.3389/fpsyg.2014.01217> PMID: 25426085
78. Corina DP, Gutierrez E. Embodiment and American Sign Language: exploring sensory-motor influences in the recognition of American Sign Language. *Gesture*. 2016; 15(3):291–305.
79. Neville HJ, Bavelier D, Corina D, Rauschecker J, Karni A, Lalwani A, et al. Cerebral organization for language in deaf and hearing subjects: biological constraints and effects of experience. *Proc Natl Acad Sci U S A*. 1998; 95(3):922–929. <https://doi.org/10.1073/pnas.95.3.922> PMID: 9448260
80. Petitto LA. On the autonomy of language and gesture: evidence from the acquisition of personal pronouns in American sign language. *Cognition*. 1987; 27(1):1–52. [https://doi.org/10.1016/0010-0277\(87\)90034-5](https://doi.org/10.1016/0010-0277(87)90034-5) PMID: 3691016
81. Emmorey K, Damasio H, McCullough S, Grabowski T, Ponto LLB, Hichwa RD, et al. Neural systems underlying spatial language in American Sign Language. *Neuroimage*. 2002; 17(2):812–824. PMID: 12377156
82. MacSweeney M, Campbell R, Woll B, Brammer MJ, Giampietro V, David AS, et al. Lexical and sentential processing in British Sign Language. *Hum Brain Mapp*. 2006; 27(1):63–76. <https://doi.org/10.1002/hbm.20167> PMID: 15966001
83. Corina DP, San Jose-Robertson L, Guillemin A, High J, Braun AR. Language lateralization in a bimodal language. *J Cogn Neurosci*. 2003; 15(5):718–730. <https://doi.org/10.1162/0899892903322307438> PMID: 12965045
84. Conlin K, Mirius R, Mauk C, Meier R. The acquisition of first signs: place, handshape, and movement. In: Chamberlain C, Morford J, Mayberry R, editors. *Language acquisition by eye*. Mahwah, NJ: Lawrence Erlbaum Associates; 2000. Pp. 51–69.
85. Cheek A, Cormier K, Repp A, Meier RP. Prelinguistic gesture predicts mastery and error in the production of early signs. *Language*. 2001; 77(2):292–323.
86. Marentette P, Mayberry R. Principles for an emerging phonological system: a case study of early ASL acquisition. In: Chamberlain C, Morford J, Mayberry R, editors. *Language acquisition by eye*. Mahwah, NJ: Lawrence Erlbaum Associates; 2000. Pp. 71–90.
87. Morgan G, Barrett-Jones S, Stoneham H. The first signs of language: phonological development in British Sign Language. *Appl Psycholinguist*. 2007; 28(1):3–22.
88. Mann W, Marshall CR, Mason K, Morgan G. The acquisition of sign language: the impact of phonetic complexity on phonology. *Lang Learn Dev*. 2010; 6(1):60–86.
89. Braem PB. Acquisition of the handshape in American Sign Language: a preliminary analysis. In: Volterra V, Erting CJ, editors. *From gesture to language in hearing and deaf children*. Berlin: Springer Berlin Heidelberg; 1990. Pp. 107–127.
90. Ortega G, Morgan G. Comparing child and adult development of a visual phonological system. *Lang Interact Acquis*. 2010; 1(1):67–81.
91. Sutton-Spence R, Woll B. British Sign Language. In: Davies A, Elder C, editors. *The handbook of applied linguistics*. Oxford, UK: Blackwell Publishing; 2004. Pp. 165–186.



92. McIntire ML. The acquisition of American Sign Language hand configurations. *Sign Lang Stud.* 1977; 1016(1):247–266.
93. Siedlecki T, Bonvillian JD. Young children's acquisition of the handshape aspect of American Sign Language signs: parental report findings. *Appl Psycholinguist.* 1997; 18(01):17–39.
94. Sandler W, Lillo-Martin DC. *Sign language and linguistic universals.* Cambridge, UK: Cambridge University Press; 2006.
95. Miller C. Regards sur la phonologie des langues signées. *Rech linguistiques Vincennes.* 2000; (29):101–120.
96. MacSweeney M, Waters D, Brammer MJ, Woll B, Goswami U. Phonological processing in deaf signers and the impact of age of first language acquisition. *Neuroimage.* 2008; 40(3):1369–1379. <https://doi.org/10.1016/j.neuroimage.2007.12.047> PMID: 18282770
97. Caselli NK, Cohen-Goldberg AM. Lexical access in sign language: a computational model. *Front Psychol.* 2014; 5:428. <https://doi.org/10.3389/fpsyg.2014.00428> PMID: 24860539